

**CITY OF BIRMINGHAM  
OFFICIAL CAPITAL BUDGET AND CAPITAL IMPROVEMENT PROGRAM  
FISCAL YEARS 2008 – 2012**

**INTRODUCTION**

**HOW TO USE THIS REPORT**

This is an annual report representing a planned program of capital improvement expenditures for the five year period 2008 through 2012. The report is divided into the following major sections:

**The Introduction, Analysis and Funding Code Explanation,** which includes an explanation of the capital budget process, analysis of planned expenditures by category and funding source, and also a funding code dictionary that explains the City's funding sources.

**Appropriations by Category and Funding Code Source,** which includes a summary of proposed and planned capital expenditures for fiscal years 2008 through 2012, by category (the type of expenditure, i.e., Storm Sewers, Street Improvements, etc.). This section also includes a listing of City funds that will provide the financial resources to pay for proposed and planned expenditures.

**Listing of Proposed and Planned Projects by Category,** which includes all proposed and planned projects for fiscal years 2008 through 2012 by category (the type of expenditure, i.e., Storm Sewers, Street Improvements, etc.).

**Analysis of Individual Projects Proposed in Fiscal Year 2008** consists of a Profile Sheet (information about a project) for each project proposed in fiscal year 2008. Projects are listed in sub-sections according to category. The amounts listed under 2007-2008 represent the Capital Budget of the City of Birmingham for the fiscal year ending June 30, 2008. The amounts listed under 2009 through 2012 represent a plan of future expenditures which is subject to change for the following reasons:

1. Project costs are estimated, based on preliminary plans and may change as additional information becomes available for consideration.

**CITY OF BIRMINGHAM  
OFFICIAL CAPITAL BUDGET AND CAPITAL IMPROVEMENT PROGRAM  
FISCAL YEARS 2008 – 2012**

2. Sources of funding may change. New funding sources may become available while others may have ended.
3. Planned projects may be dropped and others added in their place as the priorities of the community change.

**Currently Appropriated Projects** is a listing of projects not completed that have existing appropriations. These projects are listed by category and include each project's funding source.

**METHODOLOGY**

Projects included in this report were received from various sources. All City department heads were asked to submit projected capital needs for the five year period 2008 through 2012. Various board and agencies were also asked to submit proposed capital improvements for the same five year period. Individual citizens and citizen groups were encouraged to make their own comments and suggestions at numerous public hearings which were held during the preparation of this Capital Improvement Program. Judgments were made as to which projects would be included and when they would be scheduled in the Capital Improvement Program. These judgements were based on several criteria including:

1. Improving the safety and quality of life for all citizens.
2. Types and amounts of available funding.

**CITY OF BIRMINGHAM  
OFFICIAL CAPITAL BUDGET AND CAPITAL IMPROVEMENT PROGRAM  
FISCAL YEARS 2008 – 2012**

**CAPITAL IMPROVEMENTS DEFINED**

Capital improvements are generally considered to be projects of a large size or scope, fixed in nature, and of long life that provide new or improved public services. This definition includes sanitary sewers, storm sewers, street improvements, fire facilities, apparatus to equip new fire stations, school improvements, libraries and recreation facilities. Also included are economic development projects and major non-operating repairs or renovations to City facilities.

**ADVANTAGES**

There are numerous advantages to the City in maintaining a Five Year Capital Improvement Program. Four principal advantages are listed below:

1. The program reflects approximately how much money the City will need over a five year period and approximately when this money will be needed.
2. Workload in various City departments can be planned by knowing what major projects will affect their manpower requirements.
3. Citizens can look at the program and see how proposed projects will affect their lives and property over the five year period.
4. The program can be used to coordinate the planning function of private or other public entity improvements.

**CITY OF BIRMINGHAM  
OFFICIAL CAPITAL BUDGET AND CAPITAL IMPROVEMENT PROGRAM  
FISCAL YEARS 2008 – 2012**

**ANALYSIS**

The Five Year Capital Improvement Program as shown on the following pages proposes projects for the fiscal year 2008 totaling \$5,919,000.00. The projects are separated into the following categories:

| <u>Category</u>      | <u>Amount In<br/>Thousands</u> | <u>Percent</u>              |
|----------------------|--------------------------------|-----------------------------|
| Storm Sewers         | \$ 75                          | 1.3%                        |
| Street Improvements  | 2,041                          | 34.5%                       |
| Park Improvements    | 2,150                          | 36.3%                       |
| Economic Development | 682                            | 11.5%                       |
| Miscellaneous        | 971                            | 16.4%                       |
| <b>Total</b>         | <b><u><u>\$ 5,919</u></u></b>  | <b><u><u>100.0%</u></u></b> |

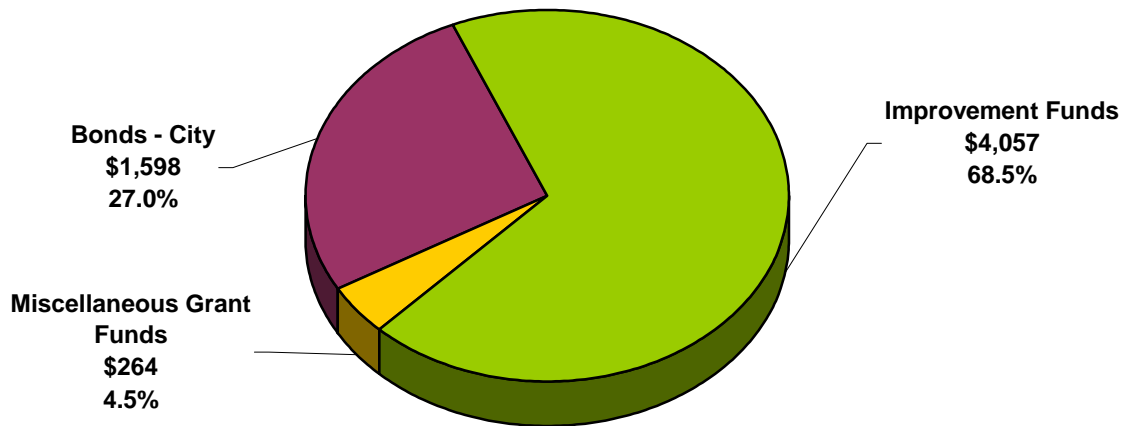
Funding for the proposed projects for the fiscal year 2007 - 2008 will be derived from the following sources:

| <u>Source</u>            | <u>Amount In<br/>Thousands</u> | <u>Percent</u>              |
|--------------------------|--------------------------------|-----------------------------|
| Bonds - City             | \$ 1,598                       | 27.0%                       |
| Improvement Funds        | 4,057                          | 68.5%                       |
| Miscellaneous Grant Fund | 264                            | 4.5%                        |
| <b>Total</b>             | <b><u><u>\$ 5,919</u></u></b>  | <b><u><u>100.0%</u></u></b> |

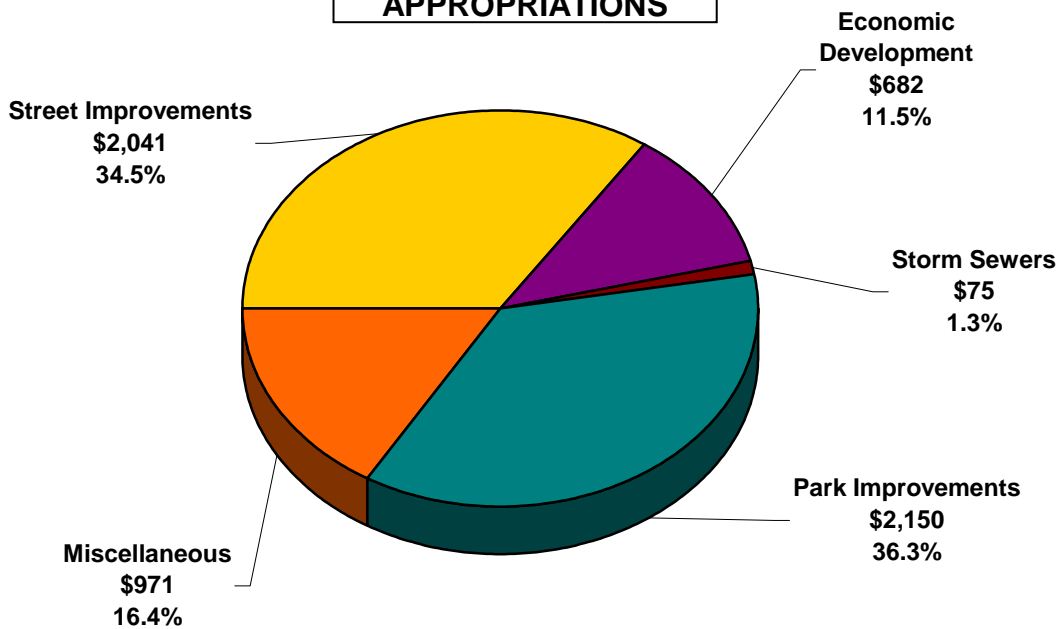
**CITY OF BIRMINGHAM  
OFFICIAL CAPITAL BUDGET AND CAPITAL IMPROVEMENT PROGRAM  
FISCAL YEARS 2008 – 2012**

**CAPITAL IMPROVEMENT  
FUNDING SOURCES AND APPROPRIATIONS FOR FISCAL YEAR 2008  
(In Thousands)**

**FUNDING SOURCES**



**APPROPRIATIONS**



This graph shows the funding sources and improvements by category for Fiscal Year 2008. The largest funding source is Improvement Funds (68.5%) . The majority of the appropriations are for Park Improvements (36.3%) and Street Improvements (34.5%).

**CITY OF BIRMINGHAM  
OFFICIAL CAPITAL BUDGET AND CAPITAL IMPROVEMENT PROGRAM  
FISCAL YEARS 2008 - 2012**

The Five Year Capital Improvement Program also reports the projects planned by the City of Birmingham in fiscal years 2009 through 2012. Expenditures for these four years total \$6,808,000. The projects are separated into the following categories:

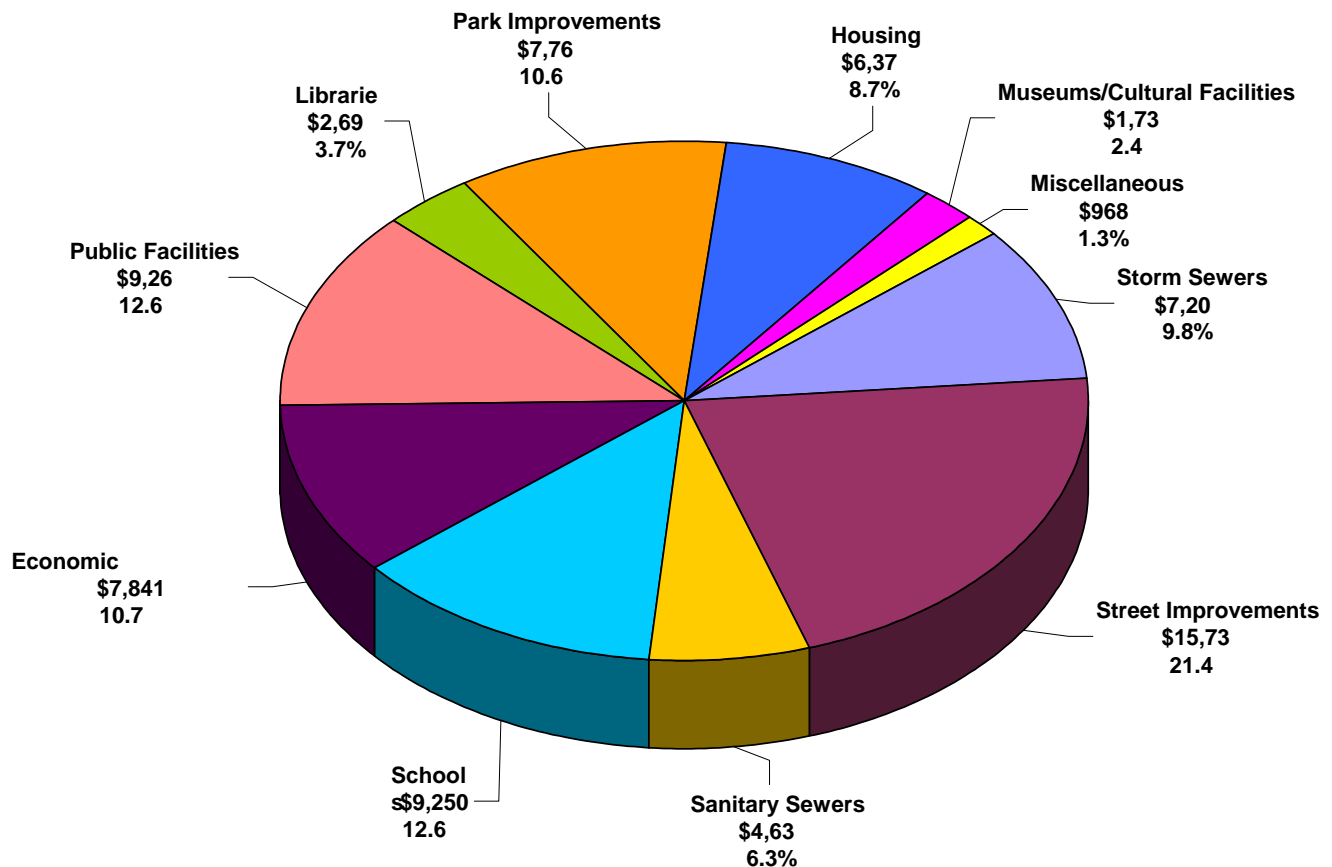
| <u>Category</u>      | <u>Amount In<br/>Thousands</u> | <u>Percent</u> |
|----------------------|--------------------------------|----------------|
| Street Improvements  | \$ 4,480                       | 67.8%          |
| Economic Development | 2,128                          | 32.2%          |
| <b>Total</b>         | <b>\$ 6,608</b>                | <b>100.0%</b>  |

In addition, the City of Birmingham has numerous projects currently funded and in various stages of development. These projects are shown in the Currently Active Projects section of the Capital Improvement Program report. The categories are listed below:

| <u>Category</u>             | <u>Amount In<br/>Thousands</u> | <u>Percent</u> |
|-----------------------------|--------------------------------|----------------|
| Storm Sewers                | \$ 9,058                       | 2.5%           |
| Street Improvements         | 35,641                         | 10.0%          |
| Sanitary Sewers             | 10,418                         | 2.9%           |
| Schools                     | 137,376                        | 38.7%          |
| Libraries                   | 6,460                          | 1.8%           |
| Park Improvements           | 16,686                         | 4.7%           |
| Museums/Cultural Facilities | 3,339                          | 0.9%           |
| Economic Development        | 17,197                         | 4.8%           |
| Public Facilities           | 22,305                         | 6.3%           |
| Landfill Improvements       | 11,070                         | 3.1%           |
| Housing                     | 9,583                          | 2.7%           |
| Miscellaneous               | 101,855                        | 21.6%          |
| <b>Total</b>                | <b>\$ 380,988</b>              | <b>100.0%</b>  |

**CITY OF BIRMINGHAM  
OFFICIAL CAPITAL BUDGET AND CAPITAL IMPROVEMENT PROGRAM  
FISCAL YEARS 2008 - 2012**

**Capital Improvement Appropriations  
The Last Five Fiscal  
FY 2003 - FY 2007**



**Total Appropriations - \$73,458  
(In Thousands)**

This graph shows indicates the categories the City has appropriated funds for the last five fiscal years. The categories receiving the highest percentage of funding are Street Improvements, Public Facilities and Schools. Funding was made possible by a \$125 million bond issue authorized by the citizens of Birmingham in 2002. In Fiscal Year 2003, \$70.5 million of this bond was issued and the remaining \$54.5 million was issued in Fiscal Year 2007.

**CITY OF BIRMINGHAM  
OFFICIAL CAPITAL BUDGET AND CAPITAL IMPROVEMENT PROGRAM  
FISCAL YEARS 2008 - 2012**

**SUMMARY**

Vital neighborhoods are the foundation upon which great cities are built. At the neighborhood and community level, the success of City Government is measured by well maintained streets, sidewalks, and sewers; timely trash pick-up; the condition of city rights of way and vacant lots; and the presence of adequately staffed and managed educational, recreational, and public safety facilities. This is the standard to which the City's capital program must be tailored, and we met that standard in FY 2007 by completing or contracting 34 capital projects, and brought improvements to neighborhoods throughout Birmingham. The FY 2008 Capital Budget in the amount of \$5,919,000 addresses some key areas of need and concern. Highlights of the various appropriations are listed below:

**Funding of \$75,000 for Storm Sewers**

- Construct storm sewers in various neighborhoods to relieve flooding

**Funding of \$2.0 million for Street Improvements**

- Construct curbs, gutters, sidewalks along various city streets to improve neighborhood streets
- Purchase traffic signalization equipment to be installed at intersections and to modernize existing signals citywide
- Provide citywide resurfacing and paving to improve city streets and alleys

**Funding of \$2.1 million for Park Improvements**

- To provide repairs and improvements at Fountain Heights Recreation Center
- To provide a walking track in the West End area
- To provide funding for Ruffner Mountain Agency

**CITY OF BIRMINGHAM  
OFFICIAL CAPITAL BUDGET AND CAPITAL IMPROVEMENT PROGRAM  
FISCAL YEARS 2008 - 2012**

**Funding of \$682,000 for Economic Development**

- Provide city's commitment to Honda Project and Birmingham News projects to encourage economic growth
- Locate major retail operation at Brook Highland Shopping Center on Highway 280 which will boost the city's economic base
- To provide funding for capital campaign of the Entrepreneurial Center

**Funding of \$971,000.00 for Miscellaneous Projects**

- Provide funding for Public Improvements Committee to make improvements in neighborhood infrastructure
- To replace parking gates at Deck #8
- Install E-85 Ethanol Fuel Stations
- To provide repairs and improvements at Carver Theatre

**CITY OF BIRMINGHAM  
OFFICIAL CAPITAL BUDGET AND CAPITAL IMPROVEMENT PROGRAM  
FISCAL YEARS 2008- 2012**

**FUNDING CODE ANALYSIS**

| <b><u>FUND CODE #</u></b> | <b><u>FUND NAME</u></b>                                 |
|---------------------------|---|
| BF/--                     | BIRMINGHAM FUND   |
| BF-CI/AA                  | BIRMINGHAM FUND - CAPITAL IMPROVEMENT                   |
| BDB-80/58                 | BUSINESS DISTRICT REDEVELOPMENT BOND FUND - 1980        |
| BWWR-CI                   | BIRMINGHAM WATER WORKS RECEIPTS - CAPITAL IMPROVEMENT   |
| CDBG/95                   | COMMUNITY DEVELOPMENT BLOCK GRANT                       |
| CD                        | CORRECTIONS FUND  |
| CIF/45                    | CAPITAL IMPROVEMENT FUND                                |
| CIW-2000A/BU              | CAPITAL IMPROVEMENT WARRANT-2000-A                      |
| ERBF-93/03                | ECONOMIC RENEWAL BOND FUND - 1993                       |
| ERBF-95/AN                | ECONOMIC RENEWAL BOND FUND - 1995                       |
| FTF/47                    | FUEL TAX FUND   |
| GOWC-94/52                | GENERAL OBLIGATION WARRANTS CONSTRUCTION - 1994         |
| GOW-94A/70                | GENERAL OBLIGATION WARRANT - 1994-A                     |
| GOWF/44                   | CAPITAL IMPROVEMENT GENERAL OBLIGATION WARRANT FUND     |
| HB-79/63                  | HIGHWAY BOND FUND - 1979                                |
| HB-84/57                  | HIGHWAY BOND FUND - 1984                                |
| HIF/46                    | HIGHWAY IMPROVEMENT FUND                                |
| IPI/42                    | INDUSTRIAL PARK IMPROVEMENT FUND                        |
| LBF-95/AJ                 | LIBRARY BOND FUND - 1995                                |
| LIB-93/04                 | LANDFILL IMPROVEMENT BOND FUND - 1993                   |
| LIB-97/AT                 | LANDFILL IMPROVEMENT BOND FUND - 1997 B                 |
| MB-95/AP                  | MUSEUM BOND FUND - 1995                                 |
| MIB-92/12                 | MUSEUM IMPROVEMENT BOND FUND - 1992                     |
| NBDB-77/54                | NEIGHBORHOOD BUS. DIST. REVITALIZATION BOND FUND - 1977 |
| NDBF-92/11                | NEIGHBORHOOD DEVELOPMENT BOND FUND - 1992               |
| OSPB-92/53                | OFF STREET PARKING BOND FUND - 1992                     |
| PBF-84/34                 | PARK BOND FUND - 1984                                   |
| PBF-92/33                 | PARK BOND FUND - 1992                                   |

**CITY OF BIRMINGHAM  
OFFICIAL CAPITAL BUDGET AND CAPITAL IMPROVEMENT PROGRAM  
FISCAL YEARS 2008- 2012**

**FUNDING CODE ANALYSIS**

| <b><u>FUND CODE #</u></b> | <b><u>FUND NAME</u></b>                     |
|---------------------------|---|
| PBF-93/02                 | PARK BOND FUND - 1993                       |
| PBF-95/AO                 | PARK BOND FUND - 1995                       |
| PBR-93/67                 | PUBLIC BUILDING RENOVATION BOND FUND - 1993 |
| RS/94                     | REVENUE SHARING                             |
| SB-77/55                  | SANITARY SEWER BOND - 1977                  |
| SB-79/61                  | SANITARY SEWER BOND - 1979                  |
| SB-84/36                  | SANITARY SEWER BOND - 1984                  |
| SB-92/08                  | SANITARY SEWER BOND - 1992                  |
| SB-95/AK                  | SANITARY SEWER BOND - 1995                  |
| SB-97/AV                  | STORM SEWER BOND - 1997                     |
| SIB-93/51                 | STREET IMPROVEMENT BOND FUND - 1993         |
| SIB-95/AM                 | STREET IMPROVEMENT BOND FUND - 1995         |
| SIGTA/41                  | STREET IMPROVEMENT GAS TAX ANTICIPATION     |
| SS-97/AW                  | SANITARY SEWER BOND - 1997                  |
| SIW-95/AQ                 | STREET IMPROVEMENT WARRANT - 1995           |
| SIW-92/49                 | STREET IMPROVEMENT WARRANT - 1992           |
| SWB-77/59                 | STORM WATER SEWER BOND - 1977               |
| SWB-79/62                 | STORM WATER SEWER BOND - 1979               |
| SWB-84/38                 | STORM WATER SEWER BOND - 1984               |
| SWB-91/37                 | STORM WATER SEWER BOND - 1991               |
| SWB-92/07                 | STORM WATER SEWER BOND - 1992               |
| SWB-93/98                 | STORM WATER SEWER BOND - 1993               |
| SWB-95/AL                 | STORM WATER SEWER BOND - 1995               |
| URBF-84/35                | URBAN RENEWAL BOND FUND - 1984              |
| 1995-ABP/AD               | 1995 - A BANS PARKS                         |
| 1997-GOWF/AY              | 1997 - GENERAL OBLIGATION WARRANT FUND      |
| 1998-BGOW/BH              | 1998-B GENERAL OBLIGATION WARRANT           |
| 1998-SCB/BC               | 1998-A GENERAL OBLIGATION BONDS - SCHOOL    |

**CITY OF BIRMINGHAM  
OFFICIAL CAPITAL BUDGET AND CAPITAL IMPROVEMENT PROGRAM  
FISCAL YEARS 2008- 2012**

**FUNDING CODE ANALYSIS**

| <b><u>FUND CODE #</u></b> | <b><u>FUND NAME</u></b>                   |
|---------------------------|---|
| 1998-SCW/BJ               | 1998-B SCHOOL WARRANT FUND                |
| 1999-PGO/BL               | 1999-B PARK GENERAL OBLIGATION BOND       |
| 1998-GOW/BD               | 1998-A GENERAL OBLIGATION WARRANT FUND    |
| 2002-PFBF/CE              | 2002 - PUBLIC FACILITIES BOND FUND        |
| 2002-SIBF/CF              | 2002 - STREET IMPROVEMENT BOND FUND       |
| 2002-SSBF/CG              | 2002 - SANITARY AND STORM SEWER BOND FUND |
| 2002-PIBF/CH              | 2002 - PARK IMPROVEMENT BOND FUND         |
| 2002-SBF/CJ               | 2002 - SCHOOLS BOND FUND                  |
| 2002-SWL/CK               | 2002 - SOLID WASTE AND LANDFILL BOND FUND |
| 2002-HBF/CL               | 2002 - HOUSING BOND FUND                  |
| 2002-EDBF/CM              | 2002 - ECONOMIC DEVELOPMENT BOND FUND     |
| 2002-CEBF/CN              | 2002 - CITY EQUIPMENT BOND FUND           |
| 2002-LBF/CP               | 2002 - LIBRARY BOND FUND                  |
| 2002-MBF/CQ               | 2002 - MUSEUMS AND CULTURAL FACILITIES    |
| 2007-EDBF/DB              | 2007 - ECONOMIC DEVELOPMENT BOND FUND     |
| 2007-PIBF/DC              | 2007 - PARK IMPROVEMENT BOND FUND         |
| 2007-SIBF/DF              | 2007 - STREET IMPROVEMENT BOND FUND       |
| 2007-MBF/DE               | 2007 - MUSEUMS AND CULTURAL FACILITIES    |
| 2007-SSBF/DG              | 2007 - SANITARY AND STORM SEWER BOND FUND |
| 2007-PFBF/DH              | 2007 - PUBLIC FACILITIES BOND FUND        |
| 2007-HBF/DJ               | 2007 - HOUSING BOND FUND                  |
| 2007-SBF/DK               | 2007 - SCHOOLS BOND FUND                  |